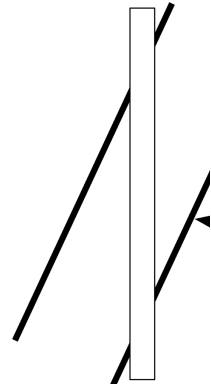
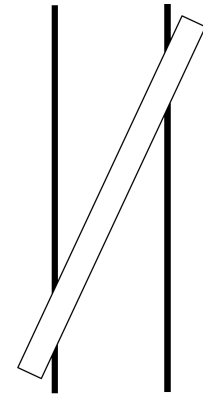


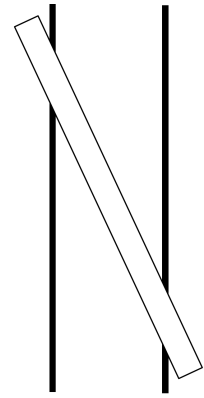
S Thread



Z Thread

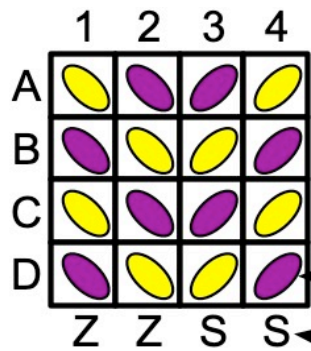


/ Aligned



\ Aligned

Threading Diagram



Each letter represents the threading direction of a tablet

Each row represents a single pick in the band

Each oval represents the warp alignment

Warp alignment is how the tablets appear on the warp when viewed from above, which is the same as the slant of the ovals in the threading diagram